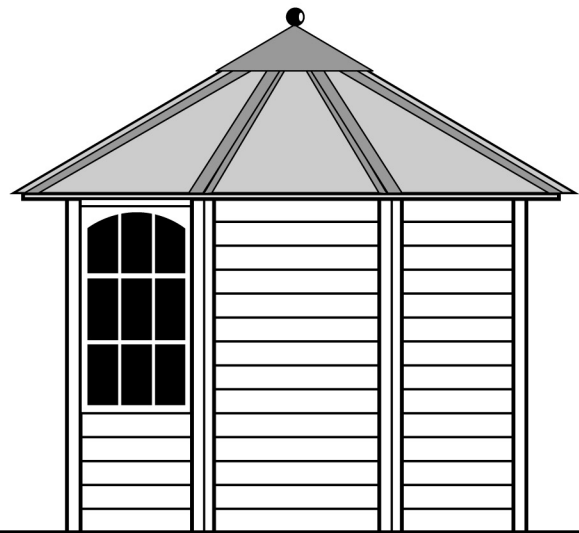
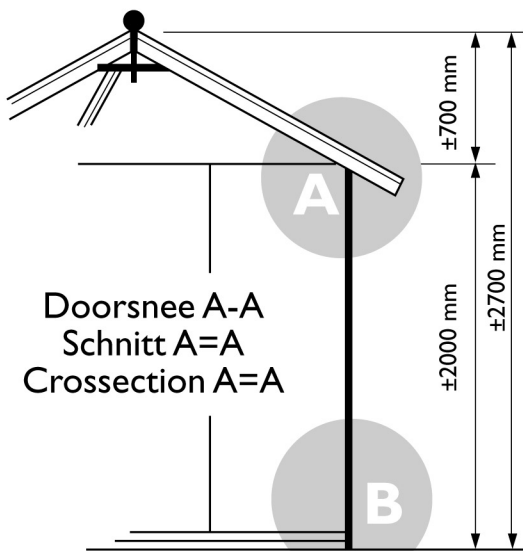




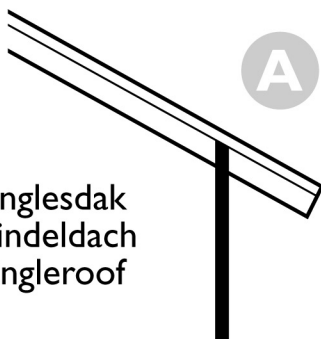
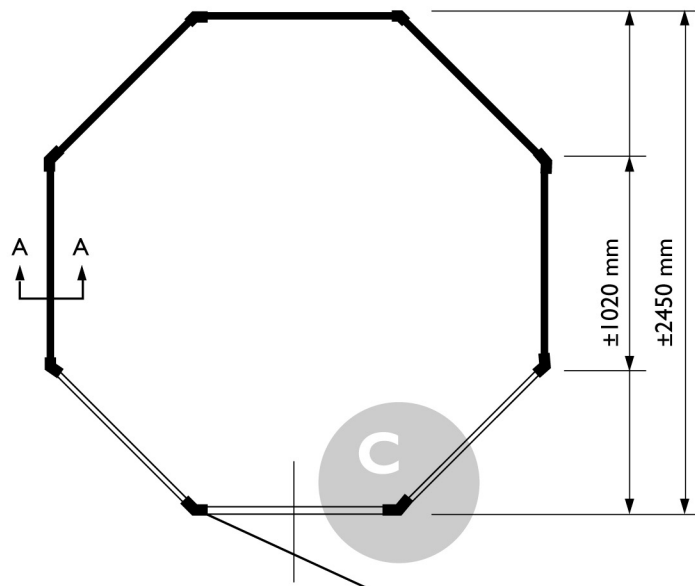
Voor aanzicht  
Vorder Ansicht  
Front view



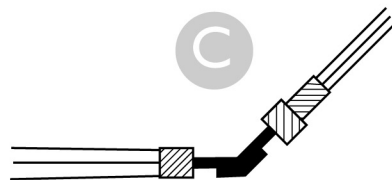
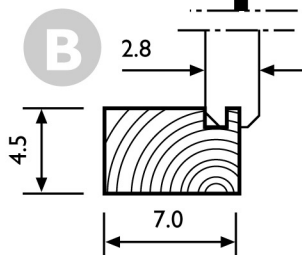
Zij aanzicht  
Seiten Ansicht  
Side view



Doorsnee A-A  
Schnitt A=A  
Crossection A=A



Shinglesdak  
Schindeldach  
Shingleroof



Gewicht/Weight:  
Shingles/Schindeln: 500 kg.  
Riet/Reet/Thatched: 550 kg.

Oppervlak  
Oberfläche  
Area: ±5,0 m<sup>2</sup>

Inhoud  
Inhalt  
Contents: ±11,2 m<sup>3</sup>

**LUGARDE**®

LUGARDE HOLLAND  
Tel./Phone ++31(0)573 40 18 00

**PRIMA**® 1999  
*Vera*