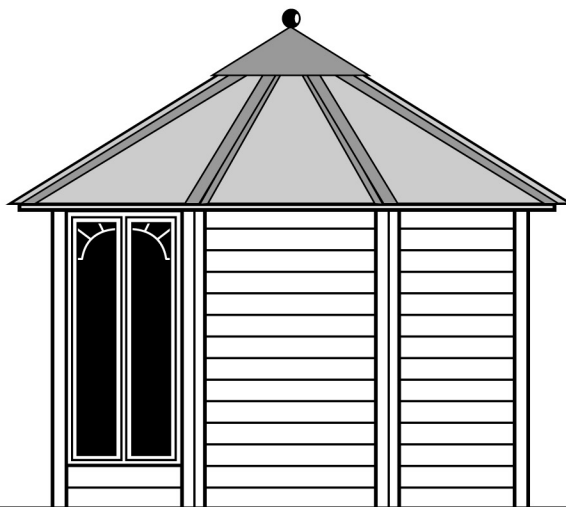
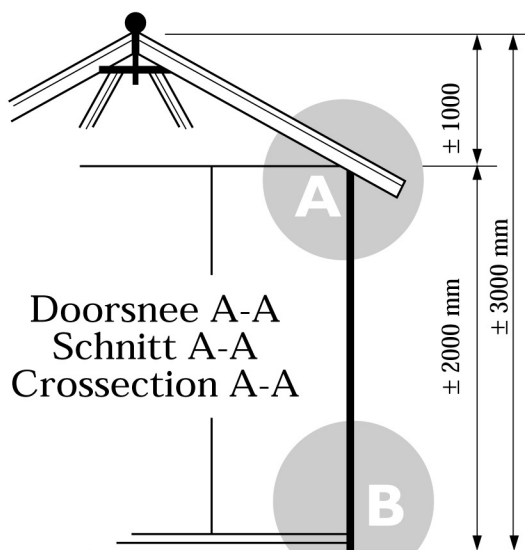


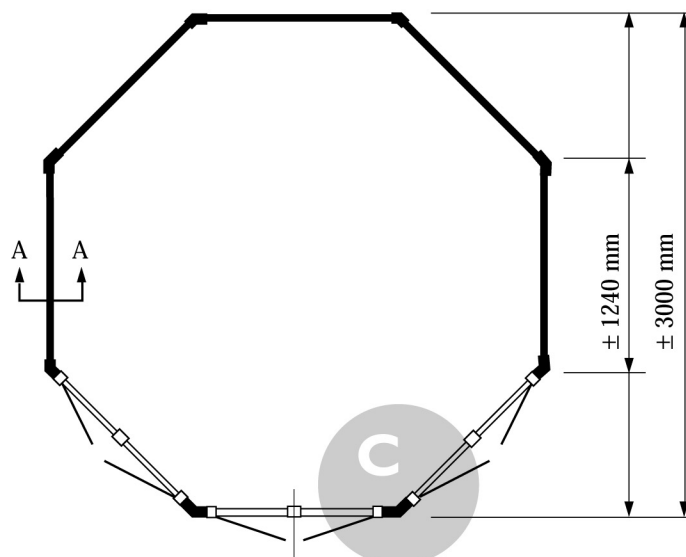
Voor aanzicht  
Vorder Ansicht  
Front view



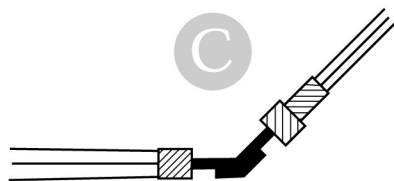
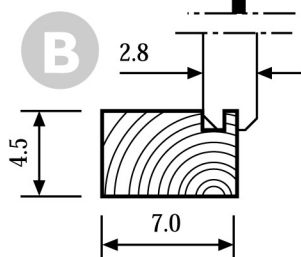
Zij aanzicht  
Seiten Ansicht  
Side view



Doorsnee A-A  
Schnitt A-A  
Crosssection A-A



Shinglesdak  
Schindeldach  
Shingleroof



Gewicht/Weight:

Shingles/Schindeln: 610 kg.  
Riet/Reet/Thatched: 670 kg.

Oppervlak  
Oberfläche  
Area: ± 7,5 m<sup>2</sup>

Inhoud  
Inhalt  
Contents: ± 17,4 m<sup>3</sup>

**LUGARDE**®

LUGARDE HOLLAND  
Tel./Phone ++31(0)573 40 18 00

**PRIMA** © 2000  
*sunshine*